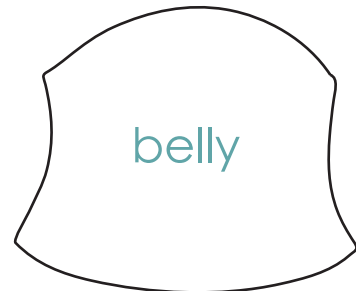
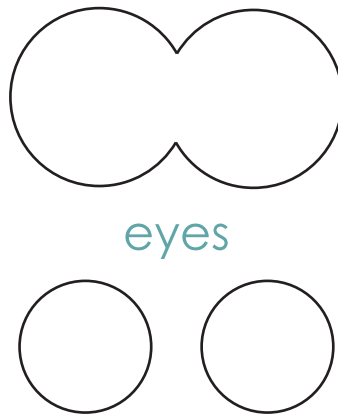
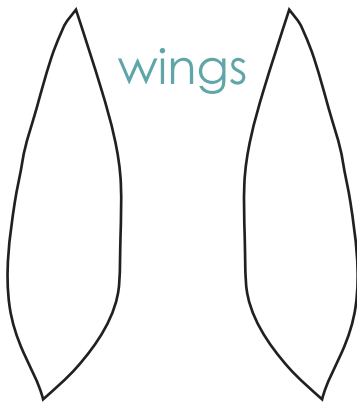


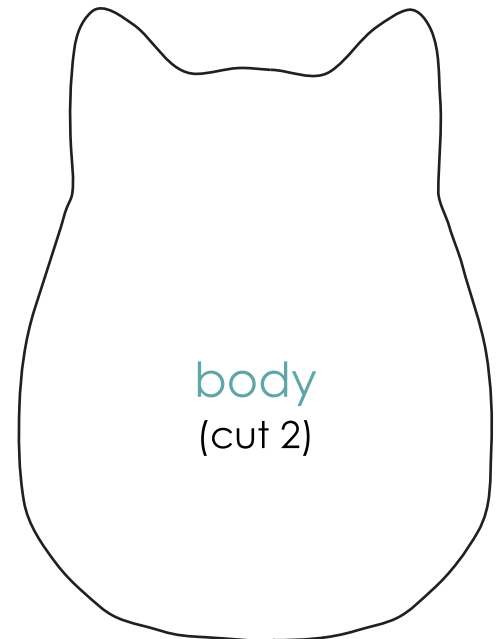
Hoot for the Holidays

felt owl ornament

- Cut one of each piece (except 2 of body) from wool felt
- Sew pieces to body front as desired (use photos as guide)
- Wings and eyes overlap the belly and beak slightly
- Sew on button eyes
- sew on ribbon loop at top
- sew body back to body front around edge
- stuff and close edge



beak



by Jessica Levit

www.juicy-bits.typepad.com

© 2009 for personal use only